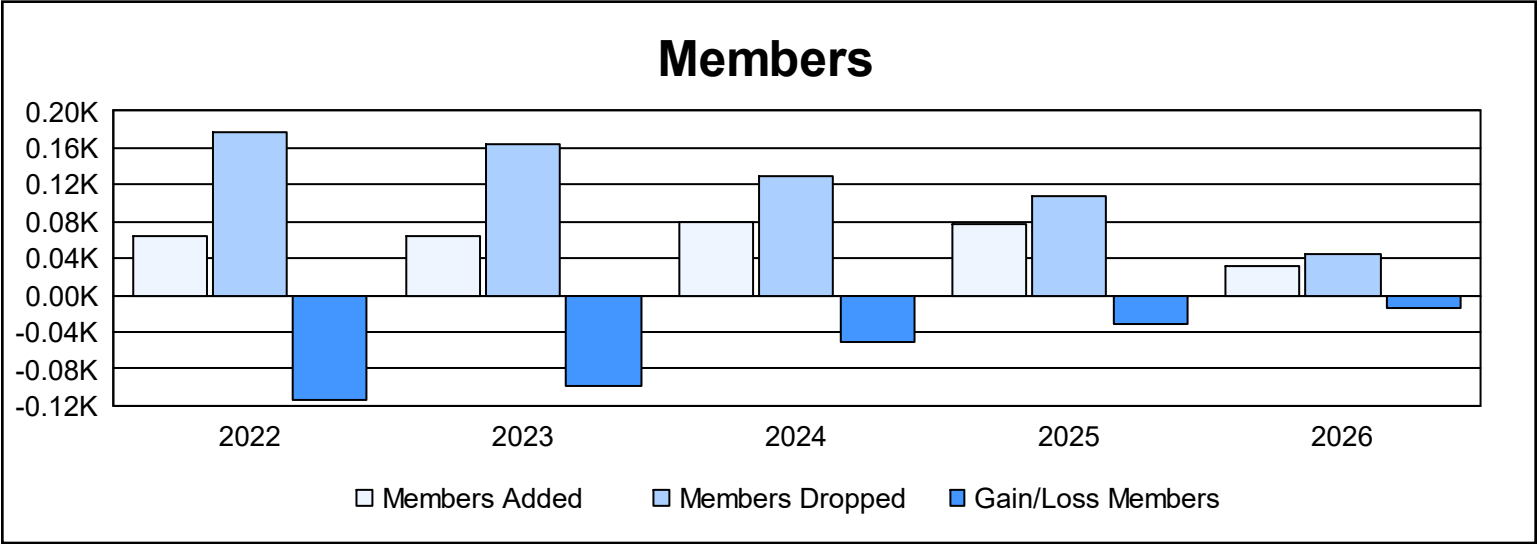
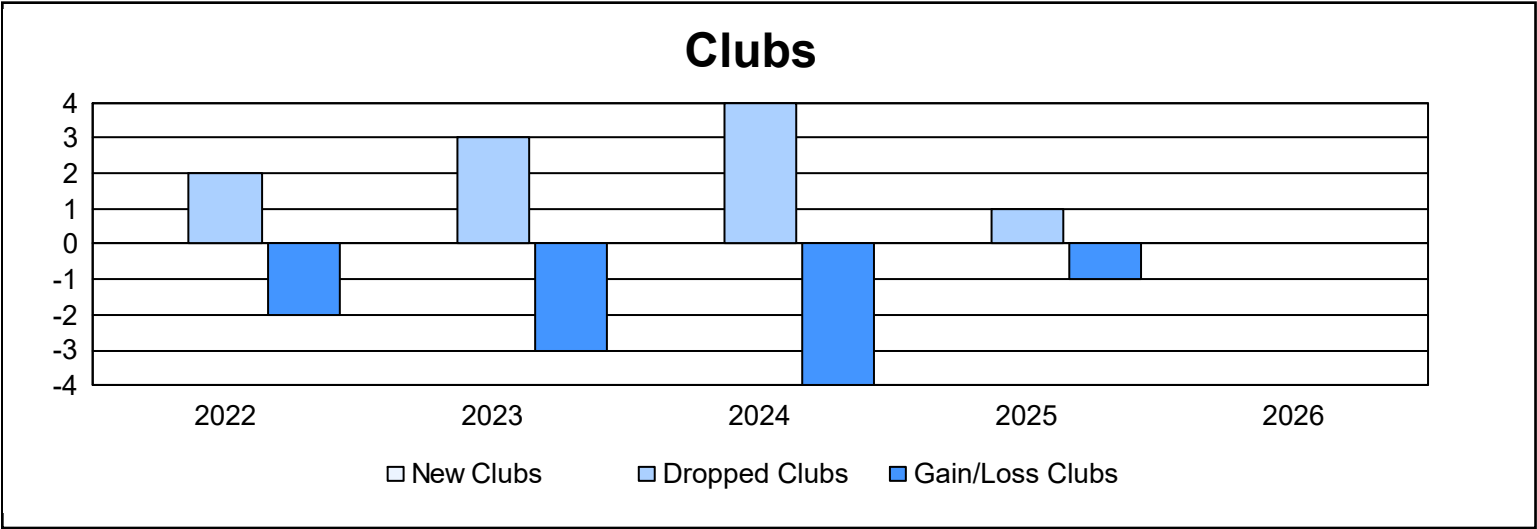
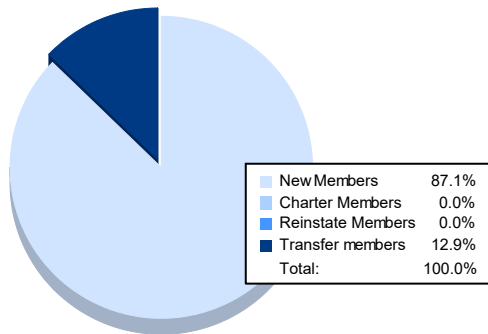


| Year | New Clubs | Dropped Clubs | Gain/ Loss Clubs | New Members | Charter Members | Reinstate Members | Transfer Members | Total Member Added | Total Members Dropped | Gain/ Loss Members |
|-----------|-----------|---------------|------------------|-------------|-----------------|-------------------|------------------|--------------------|-----------------------|--------------------|
| 2021-2022 | 0 | 2 | -2 | 49 | 2 | 0 | 13 | 64 | 177 | -113 |
| 2022-2023 | 0 | 3 | -3 | 55 | 0 | 3 | 6 | 64 | 163 | -99 |
| 2023-2024 | 0 | 4 | -4 | 75 | 0 | 0 | 5 | 80 | 130 | -50 |
| 2024-2025 | 0 | 1 | -1 | 69 | 0 | 3 | 5 | 77 | 108 | -31 |
| 2025-2026 | 0 | 0 | 0 | 27 | 0 | 0 | 4 | 31 | 44 | -13 |
| Average | 0 | 2 | -2 | 55 | 0 | 1 | 7 | 63 | 124 | -61 |



Membership Composition January 2026 Cumulative



Gender Composition January 2026 Cumulative

